

PharmLabs San Diego Certificate of Analysis

3421 Hancock St, Second Floor, San Diego, CA 92110 | License: C8-0000098-LIC
ISO/IEC 17025:2017 Accredited L17-427-1 #85368



Sample **D9/CBG Gummy**

Sample ID	SD230725-040 (81625)	Matrix	Edible (Other Cannabis Good)
Tested for	River Bluff CBD		
Sampled	-	Received	Jul 24, 2023
Analyses executed	FP-NI20	Unit Mass (g)	43.679
		Num. of Servings	10
		Reported	Jul 31, 2023
		Serving Size (g)	4.37

CANX - Cannabinoids Analysis

Analyzed Jul 28, 2023 | Instrument HPLC-VWD | Method
The expanded Uncertainty of the Cannabinoid analysis is approximately $\pm 8.06\%$ at the 95% Confidence Level

Analyte	LOD mg/g	LOQ mg/g	Result %	Result mg/g	Result mg/Serving	Result mg/Unit
11-Hydroxy- Δ^8 -Tetrahydrocannabinarin (11-Hyd- Δ^8 -THCV)	0.013	0.041	ND	ND	ND	ND
Cannabidiolcin (CBDO)	0.002	0.007	ND	ND	ND	ND
Abnormal Cannabidiolcin (a-CBDO)	0.01	0.031	ND	ND	ND	ND
(+/-)-9B-hydroxy-Hexahydrocannabinol (9b-HHC)	0.012	0.036	ND	ND	ND	ND
11-Hydroxy- Δ^8 -Tetrahydrocannabinol (11-Hyd- Δ^8 -THC)	0.007	0.021	ND	ND	ND	ND
Cannabidiolic Acid (CBDA)	0.001	0.16	ND	ND	ND	ND
Cannabigerol Acid (CBGA)	0.001	0.16	ND	ND	ND	ND
Cannabigerol (CBG)	0.001	0.16	ND	ND	ND	ND
Cannabidiol (CBD)	0.001	0.16	ND	ND	ND	ND
1(S)-THD (s-THD)	0.013	0.041	ND	ND	ND	ND
1(R)-THD (r-THD)	0.025	0.075	ND	ND	ND	ND
Tetrahydrocannabinarin (THCV)	0.001	0.16	ND	ND	ND	ND
Δ^8 -tetrahydrocannabinarin (Δ^8 -THCV)	0.021	0.064	ND	ND	ND	ND
Cannabidihexol (CBDH)	0.005	0.16	ND	ND	ND	ND
Tetrahydrocannabinol (Δ^9 -THCB)	0.013	0.038	ND	ND	ND	ND
Cannabinol (CBN)	0.001	0.16	0.14	1.37	5.99	59.84
Cannabidiophorol (CBDP)	0.015	0.047	ND	ND	ND	ND
exo-THC (exo-THC)	0.005	0.16	ND	ND	ND	ND
Tetrahydrocannabinol (Δ^9 -THC)	0.003	0.16	0.14	1.41	6.16	61.59
Δ^8 -tetrahydrocannabinol (Δ^8 -THC)	0.004	0.16	ND	ND	ND	ND
(6aR,9S)- Δ^{10} -Tetrahydrocannabinol ((6aR,9S)- Δ^{10})	0.015	0.16	ND	ND	ND	ND
Hexahydrocannabinol (S Isomer) (9s-HHC)	0.017	0.16	ND	ND	ND	ND
(6aR,9R)- Δ^{10} -Tetrahydrocannabinol ((6aR,9R)- Δ^{10})	0.007	0.16	ND	ND	ND	ND
Hexahydrocannabinol (R Isomer) (9r-HHC)	0.016	0.16	ND	ND	ND	ND
Tetrahydrocannabinolic Acid (THCA)	0.001	0.16	ND	ND	ND	ND
Δ^9 -Tetrahydrocannabinol (Δ^9 -THCH)	0.024	0.071	ND	ND	ND	ND
Cannabinol Acetate (CBNO)	0.014	0.043	ND	ND	ND	ND
Δ^9 -Tetrahydrocannabinophorol (Δ^9 -THCP)	0.017	0.16	ND	ND	ND	ND
Δ^8 -Tetrahydrocannabinophorol (Δ^8 -THCP)	0.041	0.16	ND	ND	ND	ND
Cannabicitran (CBT)	0.005	0.16	ND	ND	ND	ND
Δ^8 -THC-O-acetate (Δ^8 -THCO)	0.076	0.16	ND	ND	ND	ND
9(S)-HHCP (s-HHCP)	0.031	0.094	ND	ND	ND	ND
Δ^9 -THC-O-acetate (Δ^9 -THCO)	0.066	0.16	ND	ND	ND	ND
9(R)-HHCP (r-HHCP)	0.026	0.079	ND	ND	ND	ND
9(S)-HHC-O-acetate (s-HHCO)	0.005	0.16	ND	ND	ND	ND
9(R)-HHC-O-acetate (r-HHCO)	0.008	0.025	ND	ND	ND	ND
3-octyl- Δ^8 -Tetrahydrocannabinol (Δ^8 -THC-C8)	0.067	0.204	ND	ND	ND	ND
Δ^9 -THC methyl ether (Δ^9 -MeO-THC)			NT	NT	NT	NT
Total THC (THCa * 0.877 + Δ^9 THC)			0.14	1.41	6.16	61.59
Total THC + Δ^8 THC + Δ^{10} THC (THCa * 0.877 + Δ^9 THC + Δ^8 THC + Δ^{10} THC)			0.14	1.41	6.16	61.59
Total CBD (CBDA * 0.877 + CBD)			ND	ND	ND	ND
Total CBG (CBGa * 0.877 + CBG)			ND	ND	ND	ND
Total HHC (9r-HHC + 9s-HHC)			ND	ND	ND	ND
Total Cannabinoids			0.28	2.78	12.15	121.43

Sample photography




HME - Heavy Metals Analysis

Analyzed Jul 28, 2023 | Instrument ICP/MSMS | Method SOP-005

Analyte	LOD ug/g	LOQ ug/g	Result ug/g	Limit ug/g
Arsenic (As)	0.0002	0.0005	0.01	1.5
Cadmium (Cd)	3.0e-05	0.0005	ND	0.5
Mercury (Hg)	1.0e-05	0.0001	ND	3
Lead (Pb)	1.0e-05	0.00125	0.01	0.5
Nickel (Ni)	0.0006	0.0019	NT	

UI Unidentified
ND Not Detected
N/A Not Applicable
NT Not Reported
LOD Limit of Detection
LOQ Limit of Quantification
<LOQ Detected
>ULOL Above upper limit of linearity
CFU/g Colony Forming Units per 1 gram
TNTC Too Numerous to Count



Scan the QR code to verify authenticity.

Authorized Signature

Brandon Starr

Brandon Starr, Lab Manager
Mon, 31 Jul 2023 16:43:34 -0700

PharmLabs San Diego | 3421 Hancock St, Second Floor, San Diego, CA 92110 | 619.356.0898 | ISO/IEC 17025:2017 Accredited L17-427-1



*This report shall not be reproduced except in full, without the written approval of the lab. This report is for informational purposes only and should not be used to diagnose, treat or prevent any disease. Results are only for samples and batches indicated. Results are reported on "as received" basis, unless indicated otherwise. When a Pass/Fail status is reported, that status is intended to be in accordance with federal, state and local laws which are required for the customer to be in compliance. The measurement of uncertainty is not included in the Pass/Fail evaluation unless explicitly required by federal, state or local laws and has been reported on the certificate of analysis. Measurement of uncertainty is available upon request.

MIBNIG - Microbial Analysis

Analyzed Jul 27, 2023 | Instrument Plating | Method SOP-007


Analyte	Result CFU/g	Limit	Analyte	Result CFU/g	Limit
Shiga toxin-producing Escherichia Coli	ND	ND per 1 gram	Salmonella spp.	ND	ND per 1 gram

MTO - Mycotoxin Analysis

Analyzed Jul 26, 2023 | Instrument LC/MSMS | Method SOP-004

Analyte	LOD ug/kg	LOQ ug/kg	Result ug/kg (ppb)	Limit ug/kg	Analyte	LOD ug/kg	LOQ ug/kg	Result ug/kg (ppb)	Limit ug/kg
Ochratoxin A	5.0	20.0	ND	20	Aflatoxin B1	2.5	5.0	ND	-
Aflatoxin B2	2.5	5.0	ND	-	Aflatoxin G1	2.5	5.0	ND	-
Aflatoxin G2	2.5	5.0	ND	-	Total Aflatoxins	10.0	20.0	ND	20

UI Unidentified
ND Not Detected
N/A Not Applicable
NT Not Reported
LOD Limit of Detection
LOQ Limit of Quantification
<LOQ Detected
>ULOL Above upper limit of linearity
CFU/g Colony Forming Units per 1 gram
TNTC Too Numerous to Count



Scan the QR code to verify authenticity.

Authorized Signature

Brandon Starr

Brandon Starr, Lab Manager
Mon, 31 Jul 2023 16:43:34 -0700

PharmLabs San Diego | 3421 Hancock St, Second Floor, San Diego, CA 92110 | 619.356.0898 | ISO/IEC 17025:2017 Accredited L17-427-1



*This report shall not be reproduced except in full, without the written approval of the lab. This report is for informational purposes only and should not be used to diagnose, treat or prevent any disease. Results are only for samples and batches indicated. Results are reported on an "as received" basis, unless indicated otherwise. When a Pass/Fail status is reported, that status is intended to be in accordance with federal, state and local laws which are required for the customer to be in compliance. The measurement of uncertainty is not included in the Pass/Fail evaluation unless explicitly required by federal, state or local laws and has been reported on the certificate of analysis. Measurement of uncertainty is available upon request.

PES - Pesticides Analysis

Analyzed Jul 26, 2023 | Instrument LC/MSMS GC/MSMS | Method SOP-003

Analyte	LOD ug/g	LOQ ug/g	Result ug/g	Limit ug/g	Analyte	LOD ug/g	LOQ ug/g	Result ug/g	Limit ug/g
Aldicarb	0.0078	0.02	ND	0.0078	Carbofuran	0.01	0.02	ND	0.01
Dimethoate	0.01	0.02	ND	0.01	Etofenprox	0.02	0.1	ND	0.02
Fenoxycarb	0.01	0.02	ND	0.01	Thiachloprid	0.01	0.02	ND	0.01
Daminozide	0.01	0.03	ND	0.01	Dichlorvos	0.02	0.07	ND	0.02
Imazail	0.02	0.07	ND	0.02	Methiocarb	0.01	0.02	ND	0.01
Spiroxamine	0.01	0.02	ND	0.01	Coumaphos	0.01	0.02	ND	0.01
Fipronil	0.01	0.1	ND	0.01	Paclbutrazol	0.01	0.03	ND	0.01
Chlorpyrifos	0.01	0.04	ND	0.01	Ethoprophos (Prophos)	0.01	0.02	ND	0.01
Baygon (Propoxur)	0.01	0.02	ND	0.01	Chlordane	0.04	0.1	ND	0.04
Chlorfenapyr	0.03	0.1	ND	0.03	Methyl Parathion	0.02	0.1	ND	0.02
Mevinphos	0.03	0.08	ND	0.03	Abamectin	0.03	0.08	ND	0.3
Acephate	0.02	0.05	ND	5	Acetamiprid	0.01	0.05	ND	5
Azoxystrobin	0.01	0.02	ND	40	Bifenazate	0.01	0.05	ND	5
Bifenthrin	0.02	0.35	ND	0.5	Boscalid	0.01	0.03	ND	10
Carbaryl	0.01	0.02	ND	0.5	Chlorantraniliprole	0.01	0.04	ND	40
Clofentezine	0.01	0.03	ND	0.5	Diazinon	0.01	0.02	ND	0.2
Dimethomorph	0.02	0.06	ND	20	Etoxazole	0.01	0.05	ND	15
Fenpyroximate	0.02	0.1	ND	2	Fonicamid	0.01	0.02	ND	2
Fludioxonil	0.01	0.05	ND	30	Hexythiazox	0.01	0.03	ND	2
Imidacloprid	0.01	0.05	ND	3	Kresoxim-methyl	0.01	0.03	ND	1
Malathion	0.01	0.05	ND	5	Metalaxyl	0.01	0.02	ND	15
Methomyl	0.02	0.05	ND	0.1	Myclobutanil	0.02	0.07	ND	9
Naled	0.01	0.02	ND	0.5	Oxamyl	0.01	0.02	ND	0.2
Permethrin	0.01	0.02	ND	20	Phosmet	0.01	0.02	ND	0.2
Piperonyl Butoxide	0.02	0.06	ND	8	Propiconazole	0.03	0.08	ND	20
Prallethrin	0.02	0.05	ND	0.4	Pyrethrin	0.05	0.41	ND	1
Pyridaben	0.02	0.07	ND	3	Spinosad A	0.01	0.05	ND	3
Spinosad D	0.01	0.05	ND	3	Spiromesifen	0.02	0.06	ND	12
Spirotetramat	0.01	0.02	ND	13	Tebuconazole	0.01	0.02	ND	2
Thiamethoxam	0.01	0.02	ND	4.5	Trifloxystrobin	0.01	0.02	ND	30
Acequinocyl	0.02	0.09	ND	4	Captan	0.01	0.02	ND	5
Cypermethrin	0.02	0.1	ND	1	Cyfluthrin	0.04	0.1	ND	1
Fenhexamid	0.02	0.07	ND	10	Spinetoram J,L	0.02	0.07	ND	3
Pentachloronitrobenzene	0.01	0.1	ND	0.2					

RES - Residual Solvents Analysis

Analyzed Jul 26, 2023 | Instrument GC/FID with Headspace Analyzer | Method SOP-006

Analyte	LOD ug/g	LOQ ug/g	Result ug/g	Limit ug/g	Analyte	LOD ug/g	LOQ ug/g	Result ug/g	Limit ug/g
Propane (Prop)	0.4	40.0	ND		Butane (But)	0.4	40.0	ND	
Methanol (Metha)	0.4	40.0	ND		Ethylene Oxide (EthOx)	0.4	0.8	ND	
Pentane (Pen)	0.4	40.0	ND		Ethanol (Ethan)	0.4	40.0	176.5	
Ethyl Ether (EthEt)	0.4	40.0	ND		Acetone (Acet)	0.4	40.0	ND	
Isopropanol (2-Pro)	0.4	40.0	ND		Acetonitrile (Acetonit)	0.4	40.0	ND	
Methylene Chloride (MetCh)	0.4	0.8	ND		Hexane (Hex)	0.4	40.0	ND	
Ethyl Acetate (EthAc)	0.4	40.0	ND		Chloroform (Clo)	0.4	0.8	ND	
Benzene (Ben)	0.4	0.8	ND		1-2-Dichloroethane (12-Dich)	0.4	0.8	ND	
Heptane (Hep)	0.4	40.0	ND		Trichloroethylene (TriClEth)	0.4	0.8	ND	
Toluene (Toluene)	0.4	40.0	ND		Xylenes (Xyl)	0.4	40.0	ND	

FVI - Filth & Foreign Material Inspection Analysis

Analyzed Jul 26, 2023 | Instrument Microscope | Method SOP-010


Analyte / Limit	Result	Analyte / Limit	Result
> 1/4 of the total sample area covered by sand, soil, cinders, or dirt	ND	> 1/4 of the total sample area covered by mold	ND
> 1 insect fragment, 1 hair, or 1 count mammalian excreta per 3g	ND	> 1/4 of the total sample area covered by an imbedded foreign material	ND

MWA - Moisture Content & Water Activity Analysis

Analyzed Jul 26, 2023 | Instrument Chilled-mirror Dewpoint and Capacitance | Method SOP-008

Analyte	Result	Limit	Analyte	Result	Limit
Moisture (Moi)	12.1 % Mw	13 % Mw	Water Activity (WA)	0.73 a _w	0.85 a _w

UI Unidentified
ND Not Detected
N/A Not Applicable
NT Not Reported
LOD Limit of Detection
LOQ Limit of Quantification
<LOQ Detected
>ULOL Above upper limit of linearity
CFU/g Colony Forming Units per 1 gram
TNTC Too Numerous to Count



Scan the QR code to verify authenticity.

Authorized Signature

Brandon Starr

Brandon Starr, Lab Manager
Mon, 31 Jul 2023 16:43:34 -0700



PharmLabs San Diego | 3421 Hancock St, Second Floor, San Diego, CA 92110 | 619.356.0898 | ISO/IEC 17025:2017 Accredited L17-427-1
*This report shall not be reproduced except in full, without the written approval of the lab. This report is for informational purposes only and should not be used to diagnose, treat or prevent any disease. Results are only for samples and batches indicated. Results are reported on an "as received" basis, unless indicated otherwise. When a Pass/Fail status is reported, that status is intended to be in accordance with federal, state and local laws which are required for the customer to be in compliance. The measurement of uncertainty is not included in the Pass/Fail evaluation unless explicitly required by federal, state or local laws and has been reported on the certificate of analysis. Measurement of uncertainty is available upon request.